

School Report Card 2018 - 2019

For more detailed information, please visit <http://msrc.mdek12.org>.

Perry Central High School Perry County School District

Grade
C

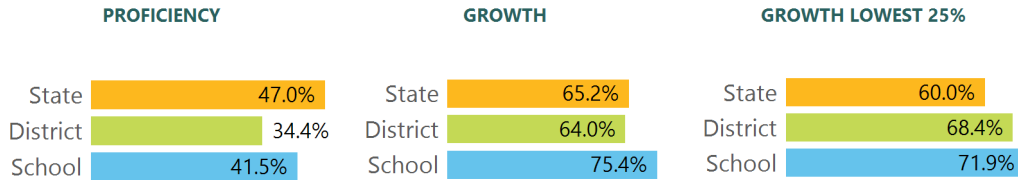
9899 Hwy 98 East
New Augusta, MS 39462
Titus Hines
thines@pcsdms.us

SCHOOL ACCOUNTABILITY GRADE COMPONENTS

Mississippi's accountability system assigns "A" through "F" letter grades for schools and districts. Grades are based on student achievement, student growth, student participation in testing, and other academic measures.

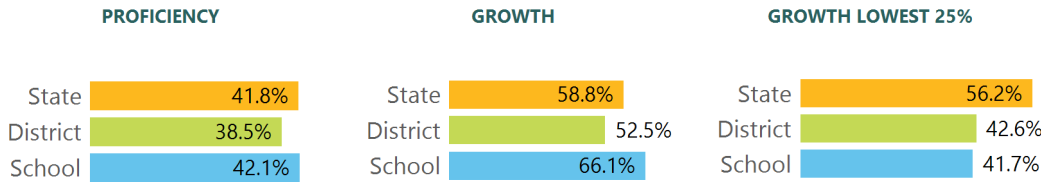
Math

Measurements of student performance on the statewide math assessment.



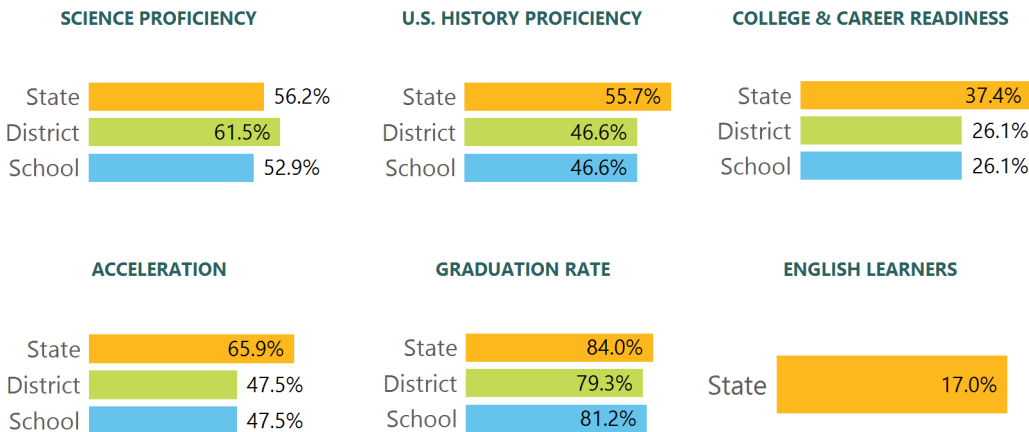
English

Measurements of student performance on the statewide English language arts (ELA) assessment.



Other Measures

Other measurements of student performance that factor into the accountability grade.



TEACHER DATA

22.3

Teachers



71.7%

Experienced Teachers

0.0%

Provisional Teachers

100.0%

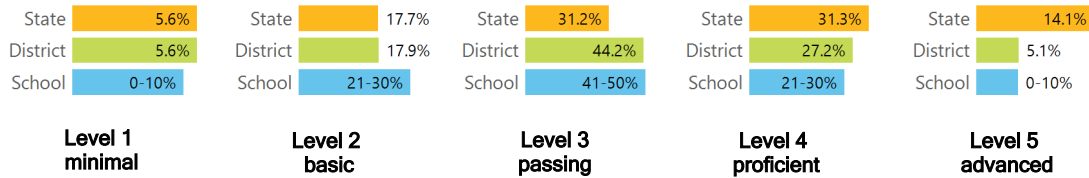
In-field Teachers

DETAILED ASSESSMENT AND OTHER DATA

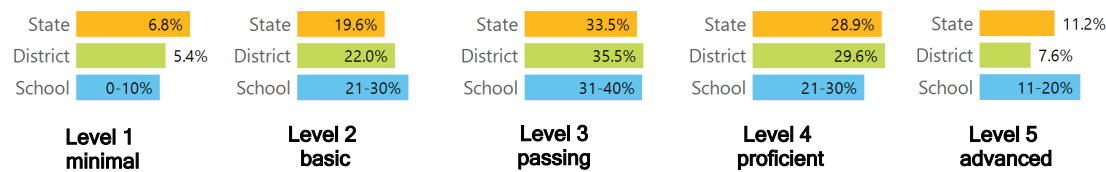
Student Performance

The following information shows each level of student performance on statewide assessments.

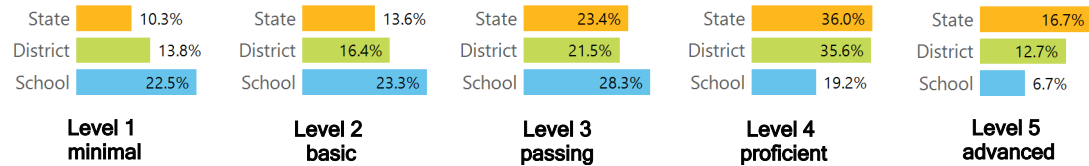
MATH



ENGLISH



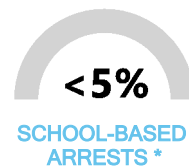
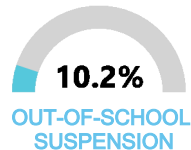
SCIENCE



Assessment Participation

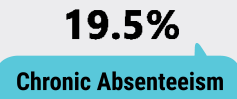


Discipline



* Source: 2015-2016 Civil Rights Data Collection

OTHER DATA



Per-pupil expenditure data will be available in early 2020.
Per-Pupil Expenditure

